



GO PROGRAM  
Prescriptive Lighting Retrofit Incentive  
Application Form – Chicopee  
Toll Free Hotline: 844-371-6704



**Program Overview:** The GO Program Prescriptive Lighting Incentive Program is designed to expedite the processing and installation of typical lighting energy efficiency opportunities in commercial, industrial and non-residential buildings. Incentives are offered to promote the installation of premium efficiency lighting equipment and offset the incremental cost of such equipment over standard replacements.

**Incentives are capped at 50% of Installed Costs up to \$25,000.**

## 4 Easy Steps to receive your GO Incentive:

### 1. Is your project eligible?

- Equipment must be new and installed in a non-residential building located in a participating Massachusetts Municipal Utility Territory.
- Installation completed, or to be completed, within current program year of January 1, 2021, to December 31, 2021. Applications must be received within the current program year to qualify for incentives.

### 2. Is the equipment you intend to buy eligible?

- Only the exact product types and minimum efficiency levels listed in this form are eligible for prescriptive incentives.

### 3. Complete and sign the application.

- *Incomplete applications will delay review and payment. Please be sure to provide all requested information.*

### 4. Pre-Approval is required for all projects:

- **Before** you purchase and install the equipment, send the following to the GO Program in order to receive a “pre-approval incentive” letter:
  - a. Your application with all requested information filled in.
  - b. Manufacturer’s technical specification sheets (“cut sheets”) for each type of eligible equipment purchased.
  - c. A copy of your most recent electric bill.
  - d. A W9 for the rebate recipient (customer or installer, as indicated on application page 2).

*Please note that item b, above, **must** be submitted for your application to be processed.*

- After you have purchased and installed the qualified equipment, return the following to the GO Program:
  - a. A signed copy of your “pre-approval incentive” letter.
  - b. A copy of your invoice showing the date and place of purchase and model/part numbers of the equipment installed.
  - c. **Invoices must be submitted within 60 days of invoice date.**

*Please note: To receive an incentive from the GO Program, invoices and manufacturer’s technical data sheets (“cut sheets”) will always be required.*

**Application Submission:** Submit the application and appropriate documents using one of the following methods:

E-mail: [EnergySavings@mmwec.org](mailto:EnergySavings@mmwec.org)

Mail: GO Program c/o ERS  
120 Water Street, Suite 350  
North Andover, MA 01845



**GO PROGRAM**  
**Prescriptive Lighting Retrofit Incentive**  
**Application Form – Chicopee**  
*Toll Free Hotline: 844-371-6704*



**PROGRAM PARTICIPANT INFORMATION**

|   |  |   |                      |                 |                |
|---|--|---|----------------------|-----------------|----------------|
| Company Name:   |  | <input type="checkbox"/> Business<br><input type="checkbox"/> Nonprofit Organization<br><input type="checkbox"/> Government | Electric Utility Co: | Federal Tax ID: | # of Employees |
| Mailing Address:  |  | City:   |                      | State:          | Zip Code:      |
| Contact Name/Title:   |  |   |                      |                 |                |
| Project Installation Address: <i>(if not same as above)</i> |  | City:   |                      | State:          | Zip Code:      |
| Email Address:  |  | Telephone:  |                      |                 | Fax:           |

**CONTRACTOR INFORMATION**

|                          |  |   |                         |        |           |
|--------------------------|--|---|-------------------------|--------|-----------|
| Contractor Company Name: |  | Business Type:<br><input type="checkbox"/> Inc.<br><input type="checkbox"/> Non-Inc.<br><input type="checkbox"/> Exempt | Contact Person & Title: | Phone: | Email:    |
| Street Address:          |  | City:   |                         | State: | Zip Code: |

**REBATE ASSIGNMENT**

|   |   |       |  |        |           |
|---|---|-------|--|--------|-----------|
| Assign to (W9 required):<br><input type="checkbox"/> Customer<br><input type="checkbox"/> Installer | Contact Person: <i>(if not same as above)</i> |       |  |        |           |
| Rebate Mailing Address:   |   | City: |  | State: | Zip Code: |

**TABLE 1: LIGHTING SYSTEMS INCENTIVE CALCULATION WORKSHEET**

| Item       | New Systems Location | Measure Code<br><i>(See Table 3)</i> | Measure Description<br><i>(See Tables 4 &amp; 5)</i> |                  | Quantity of Fixtures |              | Weekly Hours of Equipment Operation | Per Unit Incentive (5) (B)<br><i>(See Table 3)</i> | Total Incentive (\$) (A) x (B) |
|------------|----------------------|--------------------------------------|--|------------------|----------------------|--------------|-------------------------------------|--|--------------------------------|
|            |                      |                                      | Existing   | Proposed         | Existing             | Proposed (A) |                                     |  |                                |
| <i>Ex.</i> | <i>Office</i>        | <i>L10</i>                           | <i>2L4' HPT12</i>                                    | <i>2L4' HPT8</i> | <i>10</i>            | <i>10</i>    | <i>50</i>                           | <i>\$18</i>  | <i>\$180</i>                   |
| 1          |                      |                                      |  |                  |                      |              |                                     |  |                                |
| 2          |                      |                                      |  |                  |                      |              |                                     |  |                                |
| 3          |                      |                                      |  |                  |                      |              |                                     |  |                                |
| 4          |                      |                                      |  |                  |                      |              |                                     |  |                                |
| 5          |                      |                                      |  |                  |                      |              |                                     |  |                                |
| 6          |                      |                                      |  |                  |                      |              |                                     |  |                                |
| 7          |                      |                                      |  |                  |                      |              |                                     |  |                                |
| 8          |                      |                                      |  |                  |                      |              |                                     |  |                                |
| 9          |                      |                                      |  |                  |                      |              |                                     |  |                                |
| 10         |                      |                                      |  |                  |                      |              |                                     |  |                                |
|            |                      |                                      |  |                  |                      |              |                                     | <i>Lighting Systems Total Incentive</i>            |                                |

***If actual installation numbers differ, please submit a revised application***



**GO PROGRAM**  
**Prescriptive Lighting Retrofit Incentive**  
**Application Form – Chicopee**  
*Toll Free Hotline: 844-371-6704*



**TABLE 2: LIGHTING CONTROLS INCENTIVE CALCULATION WORKSHEET**

| Item                                      | New Systems Location | Measure Code (See Table 3) | Controls Quantity to be Installed (A) | Controlled Lighting Measure Description | Quantity of Fixtures Controlled (B) | Weekly Hours of Equipment Operation | Per Unit Incentive (\$) (C) | Total Maximum Incentive (\$) (A) x (C) |
|---|----------------------|----------------------------|---------------------------------------|---|-------------------------------------|-------------------------------------|-----------------------------|--|
| Ex.                                       | Room 101             | L70                        | 2                                     | 2L4' HPT8                               | 16                                  | 50                                  | \$55                        | \$110                                  |
| 1   |                      |                            |                                       |   |                                     |                                     |                             |  |
| 2   |                      |                            |                                       |   |                                     |                                     |                             |  |
| 3   |                      |                            |                                       |   |                                     |                                     |                             |  |
| 4   |                      |                            |                                       |   |                                     |                                     |                             |  |
| 5   |                      |                            |                                       |   |                                     |                                     |                             |  |
| 6   |                      |                            |                                       |   |                                     |                                     |                             |  |
| 7   |                      |                            |                                       |   |                                     |                                     |                             |  |
| 8   |                      |                            |                                       |   |                                     |                                     |                             |  |
| 9   |                      |                            |                                       |   |                                     |                                     |                             |  |
| 10  |                      |                            |                                       |   |                                     |                                     |                             |  |
| <i>Lighting Controls Total Incentive:</i> |                      |                            |                                       |   |                                     |                                     |                             |  |

***If actual installation numbers differ, please submit a revised application***

**TOTAL COST OF PROPOSED PROJECT AND ANTICIPATED INCENTIVE**

| Type of Measure   | Equipment Costs (\$) | Labor Costs (\$) | Requested Incentive (\$) |
|-------------------|----------------------|------------------|--------------------------|
| Lighting Systems  |                      |                  |                          |
| Lighting Controls |                      |                  |                          |
| Totals            |                      |                  |                          |

**ESTIMATED kWh SAVINGS**

|  |
|--|
|  |
|--|

**CUSTOMER AUTHORIZATION**

By signing this application, I acknowledge that I have read and understand the terms and conditions of the program and I verify that all information provided in this application is accurate and true to the best of my knowledge.

Customer's Name and Title:

|  |
|--|
|  |
|--|

Customer's Signature and Date:











|  |
|--|
|  |
|--|

**Pre-approval is required for all projects. See page 1 of application for steps to be pre-approved. Incentives are capped at 50% of installed costs up to \$25,000. See program descriptive for maximum incentive allowed. To qualify for the incentive:**

- Equipment must be new and installed in a non-residential building.
- Installation is completed within current program year of January 1, 2021, to December 31, 2021.
- Applications are received within current program year of January 1, 2021, to December 31, 2021.
- Invoices must be submitted within 60 days of invoice date. Note: Invoices for projects completed in December 2021 must be received by January 31, 2022.
- Fill out entire application and provide the following:
  - \_\_\_ Manufacturer's technical specification sheets ("cut sheets") for each type of eligible equipment purchased
  - \_\_\_ Copy of your most recent electric bill
  - \_\_\_ Copy of your invoice showing the date and place of purchase and the model/part numbers of the equipment installed
  - \_\_\_ Copy of W9 for the rebate recipient (customer or installer, as indicated on application page 2)








**GO PROGRAM**  
**Prescriptive Lighting Retrofit Incentive**  
**Application Form – Chicopee**  
**Toll Free Hotline: 844-371-6704**

**TABLE 3: LIGHTING SYSTEM AND ELIGIBILITY REQUIREMENTS**

| Measure   | Code | Eligible Installations   | Unit Incentive           | Eligibility Criteria  |
|---|------|--|--------------------------|---|
|  <b>LED Cooler Case Occupancy Sensor</b>    | L50  | Cooler Case Mounted Occupancy Sensor for LED Fixtures  | \$25 per Door Controlled | <ul style="list-style-type: none"> <li>Must be installed with new, qualifying LED cooler case fixtures (S30)</li> </ul>   |
|  <b>Controls for H.I.F. and LED Systems</b> | L60  | Fixture Mounted Occupancy Sensor   | \$40 per Fixture         | <ul style="list-style-type: none"> <li>Each unit must control a wattage total greater than 125W</li> <li>Ballast must be automatically controlled based on occupancy</li> <li>Must provide for continuous dimming or stepped dimming of at least 50%</li> </ul>   |
|  <b>Remote Mounted Occupancy Sensors</b>    | L70  | Remote Mounted Occupancy Sensor  | \$55 per Control         | <ul style="list-style-type: none"> <li>Each unit must control a wattage total greater than 125W</li> <li>Wall switch plate mounted sensors are not eligible</li> </ul>  |
|  <b>Vacancy Sensors</b>                     | L71  | Manual On/Auto Off Vacancy Sensor  | \$25 per Control         | <ul style="list-style-type: none"> <li>Each unit must control a wattage total greater than 125W</li> <li>Wall and ceiling mounted units are eligible</li> <li>Sensors must operate on a manual on/automatic off basis</li> <li>Refer to Occupancy Sensors for more detail</li> </ul>  |
|  <b>LED Retrofit Kits</b>                   | S8   | LED Retrofit Kits for Streetlights, Parking Lot Lights and Fuel Pump Canopy Fixtures (does not include | \$100 per Kit            | <ul style="list-style-type: none"> <li>Integrated-style kits that replace all reflectors and optical systems of existing luminaires. Does not include screw-in lamps</li> <li>Must be qualified by the DesignLights Consortium – see the following link for a complete list of qualified products:<br/> <a href="http://www.designlights.org/qpl">www.designlights.org/qpl</a></li> </ul>                           |
|  <b>LED Outdoor Area Fixture</b>          | S10  | Outdoor Pole or Arm-Mounted LED Streetlight or Parking Lot Fixture                                     | \$175 Per Fixture        | <ul style="list-style-type: none"> <li>Typical streetlights or parking lot lights.</li> <li>Must be qualified by the DesignLights Consortium – see the following link for a complete list of qualified products:<br/> <a href="http://www.designlights.org/qpl">www.designlights.org/qpl</a></li> </ul>   |
|  <b>LED Wall Pack</b>                     | S12  | Outdoor Wall-Mounted LED Area Fixture (Wall pack)  | \$100 Per Fixture        | <ul style="list-style-type: none"> <li>Typical walkway or security lights, affixed to a building wall.</li> <li>Must be qualified by the DesignLights Consortium – see the following link for a complete list of qualified products:<br/> <a href="http://www.designlights.org/qpl">www.designlights.org/qpl</a></li> </ul>   |
|  <b>LED Parking Garage Fixture</b>        | S14  | LED Parking Garage Fixture   | \$175 Per Fixture        | <ul style="list-style-type: none"> <li>Ceiling mounted luminaires for use outdoors or in locations open to elements.</li> <li>Must be qualified by the DesignLights Consortium – see the following link for a complete list of qualified products:<br/> <a href="http://www.designlights.org/qpl">www.designlights.org/qpl</a></li> </ul>   |
|  <b>LED Fuel Pump Canopy Fixtures</b>     | S16  | LED Fuel Pump Canopy Fixtures  | \$175 Per Fixture        | <ul style="list-style-type: none"> <li>Ceiling mounted luminaires for use outdoors or in locations open to elements.</li> <li>Must be qualified by the DesignLights Consortium – see the following link for a complete list of qualified products:<br/> <a href="http://www.designlights.org/qpl">www.designlights.org/qpl</a></li> </ul>   |
|  <b>LED Downlight</b>                     | S20  | Recessed, Surface and Pendant-Mounted LED Downlight  | \$35 Per Fixture         | <ul style="list-style-type: none"> <li>Includes recessed, surface or pendant-mounted ceiling and downlights.</li> <li>Must be qualified by ENERGY STAR – see the following link for a complete list of qualified products:<br/> <a href="http://www.energystar.gov/productfinder/product/certified-light-fixtures/results">www.energystar.gov/productfinder/product/certified-light-fixtures/results</a></li> </ul> |

**GO PROGRAM**  
**Prescriptive Lighting Retrofit Incentive**  
**Application Form – Chicopee**  
**Toll Free Hotline: 844-371-6704**

**LIGHTING SYSTEMS INCENTIVE AND ELIGIBILITY REQUIREMENTS CONTINUED**

| Measure   | Code | Eligible Installations   | Unit Incentive   | Eligibility Criteria  |
|---|------|--|--|---|
|  <b>LED Flood &amp; Spot Lights</b>                               | S22  | LED Flood & Spot Lights (does not include screw-in lamps)                              | \$80<100W<br>\$120≥100W<br>Per Fixture   | <ul style="list-style-type: none"> <li>Directional luminaires intended to highlight objects and areas in outdoor lighting</li> <li>Must be qualified by the DesignLights Consortium – see the following link for a complete list of qualified products:<br/><a href="http://www.designlights.org/qpl">www.designlights.org/qpl</a></li> </ul>   |
|  <b>LED Refrigerated Case Fixture</b>                             | S30  | Refrigerated Case LED Fixture – Vertical   | \$75 Per Door  | <ul style="list-style-type: none"> <li>Strip lights in refrigerator cases, vertically mounted along refrigerator case door mullions</li> <li>Must be qualified by the DesignLights Consortium – see the following link for a complete list of qualified products:<br/><a href="http://www.designlights.org/qpl">www.designlights.org/qpl</a></li> </ul>   |
|  <b>LED Refrigerated Case Fixture</b>                             | S32  | Refrigerated Case LED Fixture – Horizontal   | \$75 Per Door  | <ul style="list-style-type: none"> <li>Strip lights in refrigerator cases, horizontally mounted along refrigerator case shelves or canopies</li> <li>Must be qualified by the DesignLights Consortium – see the following link for a complete list of qualified products:<br/><a href="http://www.designlights.org/qpl">www.designlights.org/qpl</a></li> </ul>   |
|  <b>LED Screw and Pin-based Lamps</b>                             | S40  | Screw-and-Pin-Based Integral LED Lamps (does NOT include LED linear replacement lamps) | Tier 1:<br>\$5 Per Lamp<br><br>Tier 2:<br>\$10 Per Lamp<br><br>Tier 3:<br>\$50 Per Lamp<br><br>Tier 4:<br>\$5 Per Lamp | <ul style="list-style-type: none"> <li>Must be qualified by ENERGY STAR – see the following link for a complete list of qualified products:<br/><a href="http://www.energystar.gov/productfinder/product/certified-light-bulbs/results?">www.energystar.gov/productfinder/product/certified-light-bulbs/results?</a></li> <li>Must be replacing an incandescent lamp.<br/>Tier1: MR16, PAR16, PAR20, A-Type      Tier2: PAR30, PAR38, BR30, BR40</li> <li>Must be qualified by Design Lights Consortium and replacing an incandescent lamp.<br/><a href="http://www.designlights.org/qpl">www.designlights.org/qpl</a><br/>Tier3: Mogul retrofit      Tier4: Candelabra, Globe</li> </ul> |
|  <b>LED Interior Luminaires</b>                                 | S50  | LED 1x4, 2x4, 2x2 fixtures for interior applications                                   | \$75 Per Fixture   | <ul style="list-style-type: none"> <li>Common recessed, suspended, or surface-mounted fixtures intended to provide ambient lighting in settings such as office spaces, schools, retail stores, and other commercial environments.</li> <li>Must be qualified by the DesignLights Consortium – see the following link for a complete list of qualified products:<br/><a href="http://www.designlights.org/qpl">www.designlights.org/qpl</a></li> </ul>   |
|  <b>LED High/ Low Bay Fixtures</b>                              | S60  | New LED fixtures for high and low bay applications                                     | \$175 < 120W<br>\$225 ≥120W<br>Per Fixture   | <ul style="list-style-type: none"> <li>Pendent or surface-mounted fixtures specific for indoor high ceiling spaces.</li> <li>Must be installed in areas with ceiling heights of 16' or greater.</li> <li>Must be qualified by the DesignLights Consortium – see the following link for a complete list of qualified products:<br/><a href="http://www.designlights.org/qpl">www.designlights.org/qpl</a></li> </ul>   |
|  <b>LED Retrofit Tube or Strip Kits for Interior Luminaires</b> | S70  | Two and four foot linear retrofit tube or strip kits (one incentive per fixture).      | \$20 for 2x2 and 1x4 fixtures<br>\$30 for 2x4, 3x4 and 4x4 fixtures  | <ul style="list-style-type: none"> <li>Two and four foot LED linear tube or strip and driver.</li> <li>'UL TYPE B Lamps' (products requiring the rewriting of the existing fixture to bypass the ballast and send line voltage directly to the lamp holders) are not eligible. By signing the application, customers agree that necessary steps have been taken to ensure product, luminaires, and maintenance safety.</li> <li>Must be qualified by the DesignLights Consortium – see the following link for a complete list of qualified products:<br/><a href="http://www.designlights.org/qpl">www.designlights.org/qpl</a></li> </ul>  |



**GO PROGRAM**  
**Prescriptive Lighting Retrofit Incentive**  
**Application Form – Chicopee**  
*Toll Free Hotline: 844-371-6704*



**TABLE 4: EXISTING FIXTURE CODES**

| Fixture Description                       | Fixture Code |
|---|--------------|
| <b>Fluorescent</b>                        |              |
| 1-Lamp 4' T12                             | 1L4' T12     |
| 2-Lamp 4' T12                             | 2L4' T12     |
| 3-Lamp 4' T12                             | 3L4' T12     |
| 4-Lamp 4' T12                             | 4L4' T12     |
| 1-Lamp 4' T8 Standard Wattage Lamps (32W) | 1L4' T8      |
| 2-Lamp 4' T8 Standard Wattage Lamps (32W) | 2L4' T8      |
| 3-Lamp 4' T8 Standard Wattage Lamps (32W) | 3L4' T8      |
| 4-Lamp 4' T8 Standard Wattage Lamps (32W) | 4L4' T8      |
| 2x2 Fixture 2 - T12 U Lamps               | 2LU T12      |
| 2x2 Fixture 2 - T8 U Lamps                | 2LU T8       |
| 2-Lamp 8' T12                             | 2L8' T12     |
| 2-Lamp 8' T12 HO                          | 2L8' T12HO   |
| <b>HID</b>                                |              |
| Metal Halide - 45W                        | 45W MH       |
| Metal Halide - 70W                        | 70W MH       |
| Metal Halide - 100W                       | 100W MH      |
| Metal Halide - 150W                       | 150W MH      |
| Metal Halide - 175W                       | 175W MH      |
| Metal Halide - 200W                       | 200W MH      |
| Metal Halide - 250W                       | 250W MH      |
| Metal Halide - 400W                       | 400W MH      |
| Pulse Start Metal Halide - 70W            | 70W PSMH     |
| Pulse Start Metal Halide - 100W           | 100W PSMH    |
| Pulse Start Metal Halide - 150W           | 150W PSMH    |
| Pulse Start Metal Halide - 200W           | 200W PSMH    |
| Pulse Start Metal Halide - 320W           | 320W PSMH    |
| Pulse Start Metal Halide - 400W           | 400W PSMH    |
| High Pressure Sodium - 50W                | 50W HPS      |
| High Pressure Sodium - 70W                | 70W HPS      |
| High Pressure Sodium - 100W               | 100W HPS     |
| High Pressure Sodium - 150W               | 150W HPS     |
| High Pressure Sodium - 250W               | 250W HPS     |
| High Pressure Sodium - 400W               | 400W HPS     |

| Fixture Description        | Fixture Code |
|----------------------------|--------------|
| <b>Exit Sign</b>           |              |
| (2) 5W Compact Fluorescent | 2L 5W CFL    |
| (2) 9W Compact Fluorescent | 2L 9W CFL    |
| (2) 7.5W Incandescent      | 2L 7.5W Inc  |
| (2) 20W Incandescent       | 2L 20W Inc   |
| <b>Incandescent</b>        |              |
| 40W Incandescent           | 40W Inc      |
| 60W Incandescent           | 60W Inc      |
| 65W Incandescent           | 65W Inc      |
| 75W Incandescent           | 75W Inc      |
| 100W Incandescent          | 100W Inc     |
| 20W Halogen                | 20W Hal      |
| 50W Halogen                | 50W Hal      |
| <b>CFL</b>                 |              |
| 11W Compact Fluorescent    | 11W CFL      |
| 13W Compact Fluorescent    | 13W CFL      |
| 27W Compact Fluorescent    | 27W CFL      |
| <b>Refrigerated Case</b>   |              |
| 1-Lamp 4' T12 HO           | 1L4' T12HO   |
| 2-Lamp 4' T12 HO           | 2L4' T12HO   |
| 1-Lamp 5' T12 HO           | 1L5' T12HO   |
| 2-Lamp 5' T12 HO           | 2L5' T12HO   |
| 1-Lamp 6' T12 HO           | 1L6' T12HO   |
| 2-Lamp 6' T12 HO           | 2L6' T12HO   |
| 1-Lamp 4' T8 HO            | 1L4' T8HO    |
| 2-Lamp 4' T8 HO            | 2L4' T8HO    |
| 1-Lamp 5' T8 HO            | 1L5' T8HO    |
| 2-Lamp 5' T8 HO            | 2L5' T8HO    |
| 1-Lamp 6' T8 HO            | 1L6' T8HO    |
| 2-Lamp 6' T8 HO            | 2L6' T8HO    |



**GO PROGRAM**  
**Prescriptive Lighting Retrofit Incentive**  
**Application Form – Chicopee**  
*Toll Free Hotline: 844-371-6704*



**TABLE 5: PROPOSED FIXTURE CODES**

| Measure Code | Fixture Description  | Fixture Code to Enter  |
|--------------|--|--|
| Code L50     | Cooler Case Mounted Occupancy Sensor for LED Fixtures                        | LED R-OS   |
| Code L60     | Fixture Mounted Occupancy Sensor On/Off                                      | OS-On/Off  |
| Code L70     | Remote Mounted Occupancy Sensor ___Watts Controlled                          | RMOS _W  |
| Code L71     | Vacancy Sensor ___Watts Controlled   | VS __W   |
| Code S8      | LED Retrofit Kits  | LED RK   |
| Code S10     | LED Streetlight<br>LED Parking Lot Light                                     | LED SL LED PL  |
| Code S12     | LED Wall Pack  | LED WP   |
| Code S14     | LED Parking Garage Fixture   | LED PG   |
| Code S16     | LED Fuel Pump Canopy Fixtures  | LED FP   |
| Code S20     | LED Downlight  | LED D  |
| Code S22     | LED Flood & Spot Lights  | LED FS   |
| Code S30     | LED Refrigerated Case Fixture  | LED R  |
| Code S32     | LED Refrigerated Case Fixture Horizontal                                     | LED RH   |
| Code S40     | LED Screw-In Par Lamp<br>LED Pin-Based MR16 Lamp<br>LED Screw-In A-Type Lamp | LED PAR LED MR16<br>LED A  |
| Code S50     | LED Recessed Fixture   | 2x2 < 50W    1x4 < 40W<br>2x2 > 50W    1x4 >40W<br>2x4 < 50W<br>2x4 > 50W  |
| Code S60     | LED High/Low Bay Fixtures  | < 120W<br>> 120W   |
| Code S70     | LED Retrofit Kits - 2ft/4ft Fixtures   | LED > 20w    LED > 30w<br>LED < 25w    LED < 35w<br>LED < 30w    LED > 35w<br>LED < 40w    LED< 45w<br>LED > 40w |